

# Display Energy Certificate

## How efficiently is this building being used?

University of Bath  
CANAL WHARF B  
Canal Wharf  
Sydney Wharf  
BATH  
BA2 4EP

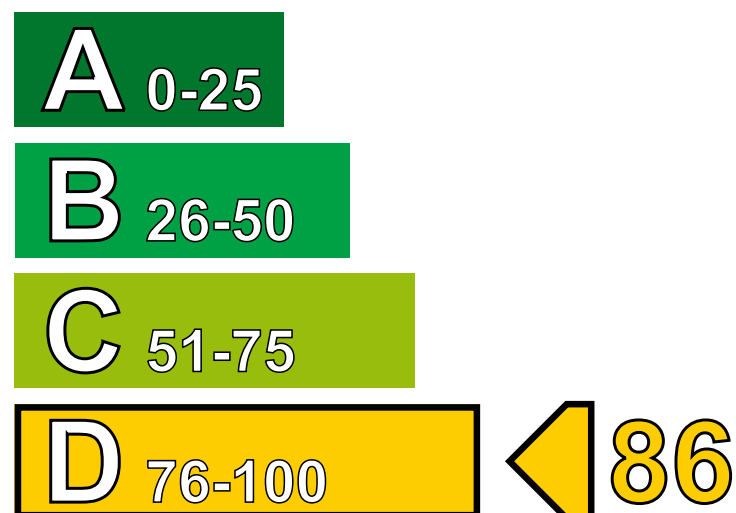
**Certificate Reference Number:**  
9606-1028-0364-0802-3195

This certificate indicates how much energy is being used to operate this building. The operational rating is based on meter readings of all the energy actually used in the building including for lighting, heating, cooling, ventilation and hot water. It is compared to a benchmark that represents performance indicative of all buildings of this type. There is more advice on how to interpret this information in the guidance document *Display Energy Certificates and advisory reports for public buildings* available on the Government's website at: [www.gov.uk/government/collections/energy-performance-certificates](http://www.gov.uk/government/collections/energy-performance-certificates).

### Energy Performance Operational Rating

This tells you how efficiently energy has been used in the building. The numbers do not represent actual units of energy consumed; they represent comparative energy efficiency. 100 would be typical for this kind of building.

More energy efficient



**E** 101-125

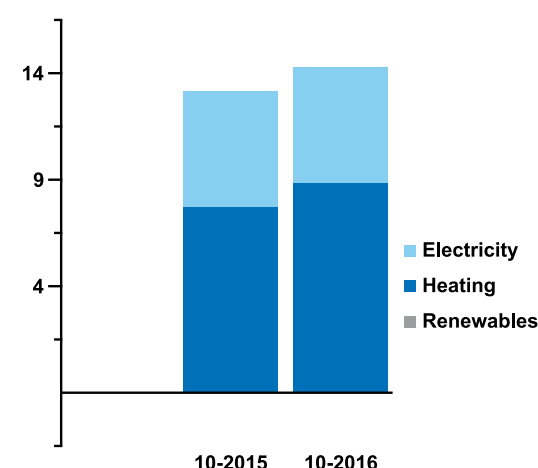
**F** 126-150

**G** Over 150

Less energy efficient

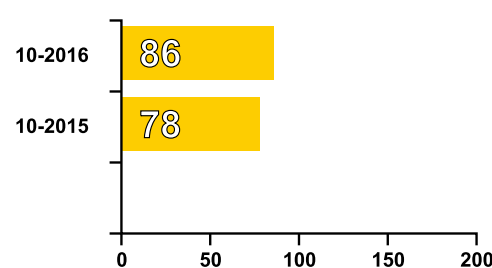
### Total CO<sub>2</sub> Emissions

This tells you how much carbon dioxide the building emits. It shows tonnes per year of CO<sub>2</sub>.



### Previous Operational Ratings

This tells you how efficiently energy has been used in this building over the last three accounting periods.



### Technical Information

This tells you technical information about how energy is used in this building. Consumption data based on estimates.

**Main heating fuel:** Natural Gas

**Building environment:** Heating and Natural Ventilation

**Total useful floor area (m<sup>2</sup>):** 196

**Asset Rating:** Not available

	Heating	Electricity
Annual Energy Use (kWh/m <sup>2</sup> /year)	237	52
Typical Energy Use (kWh/m <sup>2</sup> /year)	277	60
Energy from renewables	0.0%	0.0%

### Administrative Information

This is a Display Energy Certificate as defined in the Energy Performance of Buildings Regulations 2012 as amended.

**Assessment Software:** Camco/EPES, EPLabel, v2.4  
**Property Reference:** 664318200002  
**Assessor Name:** Ms Emilija Emma  
**Assessor Number:** NHER009722  
**Accreditation Scheme:** National Energy Services Ltd Lodgements  
**Employer/Trading Name:** Verco  
**Employer/Trading Address:** Metal Box Factory, 30 Gt Guildford St, London, SE1 0HS  
**Issue Date:** 24-01-2017  
**Nominated Date:** 31-10-2016  
**Valid Until:** 30-10-2026  
**Related Party Disclosure:** Not related to the occupier.

Recommendations for improving the energy performance of the building are contained in the associated Recommendation Report - 9606-1028-0364-0802-3195. You can obtain contact details of National Energy Services Ltd Lodgements at [www.nesltd.co.uk](http://www.nesltd.co.uk).